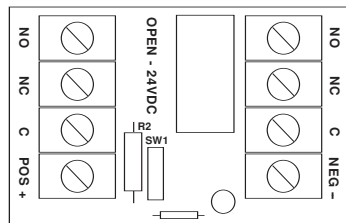
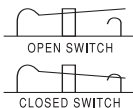


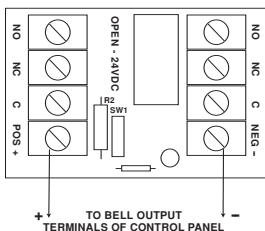
Specifications:

- 12VDC or 24VDC selectable operation.
 - Open SW1 for 24VDC operation.
Close SW1 for 12VDC operation.
 - Current draws: 75mA.
 - 5 amp/220VAC or 28VDC DPDT contacts.
 - Snap track mountable (order part # ST1).
- Board dimensions (approximate): 2.75"L x 2"W x 1"H

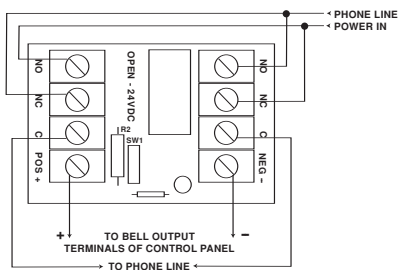
SW1 Clip Switch



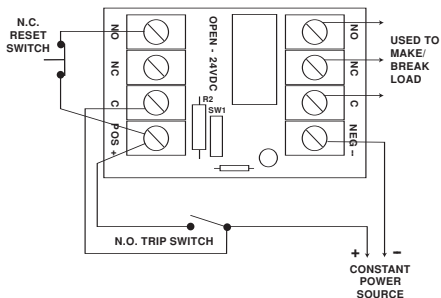
Dry Contacts



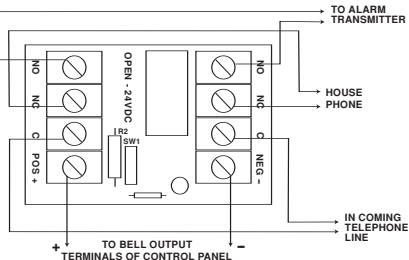
Polarity Reversal



Latching Dry Contacts



Line Seizure



Altronix is not responsible for any typographical errors. Product specifications are subject to change without notice.