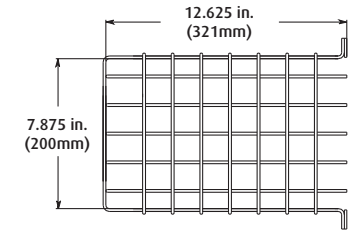


TOP VIEW



SIDE VIEW

**INSTALLATION INSTRUCTIONS**

1. After alignment center the wire guard over existing System Sensor smoke beam. Slots must have openings facing downward as shown.
2. Use the guard as template with the center mounting hole and (2) slots on top (as shown). Position guard to allow projected beam to pass through one of the 1 1/2 in. grid openings.
3. Mark and drill (6) 1/2 in. diameter holes 1 1/2 in. deep.

**NOTE:** If after installation, interference of the projected beam is passing to close to one of the wire struts, the interfering strut may be cut and removed without structural weakening or loss of warranty.

**SERVICE**

When servicing, remove the center lag screw on top of the guard then loosen the other (5). The guard may now be slid upward and removed. Use caution not to hit or bump the detectors or misalignment may occur.

**APPROVALS**

UL/cUL Listed (No. S3504) for use with System Sensor beam detector model 6242.

**IMPORTANT**

Do not attempt to install detector guards until both the transmitter and receiver have been perfectly aligned and tested. Lag shields are for use in concrete and the mortar joints of block or brick walls. For wood installations drill pilot holes 13/64" diameter for lag screws only. Lag shields are not required for this type of installation. Do not install guard on hollow backed drywall.

Ne tentez pas d'installer les protections du détecteur avant d'aligner parfaitement et d'essayer l'émetteur et le récepteur. Les protections de fond sont à utiliser dans les joints de béton et de mortier des murs en blocs ou en briques. Dans le cas des installations sur du bois, il est nécessaire de percer des avant-trous de 13/64 po de diamètre pour les tirefonds uniquement. Les protections de fond ne sont pas nécessaires pour ce type d'installation. N'installez pas une protection sur les plaques de plâtre à dos creux.

Three year warranty or a one year limited warranty (from date of purchase) on most products. See website for details. Electronic warranty form at [www.sti-usa.com/wc14](http://www.sti-usa.com/wc14).



**INSTALLATION OF STI BEAM SMOKE DAMAGE STOPPER STI-9625**

All specifications and information shown were current as of publication and are subject to change without notice.


# ADDITIONAL WIRE GUARDS AVAILABLE

Visit [www.sti-usa.com](http://www.sti-usa.com) for complete details

## SMOKE DETECTOR GUARDS

STI-9601	8.25 x 2.75"
STI-9601-SS	8.25 x 2.75"
STI-9602	8.25 x 4.25"
STI-9604	7 x 3.25"
STI-9604-SS	7 x 3.25"
STI-9605	7.125 x 4.5"
STI-9605-SS	7.125 x 4.5"
STI-9609	8.25 x 4.6"
STI-9609-SS	8.25 x 4.6"

STI-9610	8.25 x 6"
STI-9712	6.87 x 4.53"
STI-9713	6.87 x 2.50"



## BEAM SMOKE DETECTORS

STI-9623	7.75 x 6 x 6"
STI-9624	8.875 x 5.5 x 4.75"
STI-9625	7.875 x 10.25 x 12.625"
STI-9706	10.82 x 9.32 x 4"
STI-9707	11 x 9.62 x 5.5"
STI-9840	6.61 x 5.78"
STI-9841	11.52 x 10 x 3.58"
STI-9845	6.7 x 9.2 x 4.07"



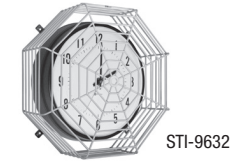
## PIR GUARDS

STI-9618	4.62 x 5.37 x 3"
STI-9619	7.75 x 5.37 x 5.62"
STI-9620	6.25 x 4 x 2.25"
STI-9621	7 x 5.75 x 4.50"
STI-9622	8.75 x 4 x 3.75"



## CLOCK/BELL WIRE CAGES

STI-9631	10.5" Diameter
STI-9631-SS	10.5" Diameter
STI-9631-R	10.5" Diameter
STI-9632	16.5" Diameter
STI-9632-SS	16.5" Diameter
STI-9633	20" Diameter



## EXIT SIGN WIRE CAGES

STI-9640	10.5 x 13.75 x 2.75"
STI-9740	15.5 x 20.5 x 6"
STI-9741	14.80 x 16.09 x 5.35"
STI-9742	15.59 x 16.09 x 3.30"



## BAY & OUTDOOR LIGHT WIRE CAGES

STI-9702	21.43 x 22.50"
STI-9709	24.5 x 26"
STI-9796	14 x 16"



## EMERGENCY LIGHT CAGES

STI-9641	19.7 x 14.6 x 4"
STI-9644	8.7 x 17.7 x 5"
STI-9645	13.8 x 21.7 x 5.9"
STI-9649	10.75 x 24.75 x 11.25"
STI-9703	5 x 13.5 x 4"



## BEACON & SOUNDER CAGES

STI-9614	7.9 x 6"
STI-9615	3.7 x 3.5"
STI-9617	5.9 x 4.9"
STI-9664	3.86 x 6.18"
STI-9665	7 x 8.43"




## MISCELLANEOUS WIRE CAGES

STI-9651	29.5 x 53.5 x 4"
STI-9705	7.4 x 6.15 x 3.39"
STI-9708	7.49 x 6.74 x 6.09"
STI-9711	8.26 x 8.26 x 3.54"
STI-9714	8.55 x 8.55 x 6.23"
STI-9716	17 x 17 x 25"
STI-9717	6.1 x 9.3 x 2.4"
STI-9720	6.1 x 9.3 x 4.9"
STI-9729	7 x 7 x 7"
STI-9730	12 x 12 x 12"
STI-9796	21.43 x 22.5"
STI-9880	10.45 x 62.75 x 6.2"
STI-9881	10.45 x 98.25 x 6.2"



STI-9705



STI-9729



STI-9880