

ETP-WM/E – Economy Wall Mount Emergency Phone Station

Description


Wall Mount Emergency/Information station provides an integrated security solution. Wall Mounts are used in parking garages, stairwells, universities, medical centers, and more.

Features

- Attention-getting blue light/strobe included and mounted behind polycarbonate window: blue light is continuously lit, strobe is activated when Emergency button is pressed and flashes for duration of call
- Designed to resist extreme weather conditions
- Talk-A-Phone 400 series flush mounting Emergency/Information phone recesses into unit (order separately)
- Save money when faceplate does not need to be recessed or lit
- ADA-compliant
- A variety of lettering, signage and color choices are available



Specifications

Dimensions: 10.7(272) W x 8.0(203) D x 32.0(813) H in(mm)
 Weight: 41 lbs. (18.6 kg)
 Construction: 12 gauge stainless steel on front and sides, with impact-resistant polycarbonate window
 Lighting: Blue light strobe is 7 watt compact fluorescent, 1.5 million candlepower, 70 flashes per minute
 Lettering: Standard EMERGENCY lettering available as ASSISTANCE, INFORMATION or custom
 Power: Blue light/strobe requires 120VAC, also available in 12VDC/24VAC/24VDC version; Emergency Phone (sold separately) is powered by phone line
 Mounting: Mounts to wall or straps to poll or kiosk
 Compliance: CSA Certified to UL Standard 60950 

Communication Options

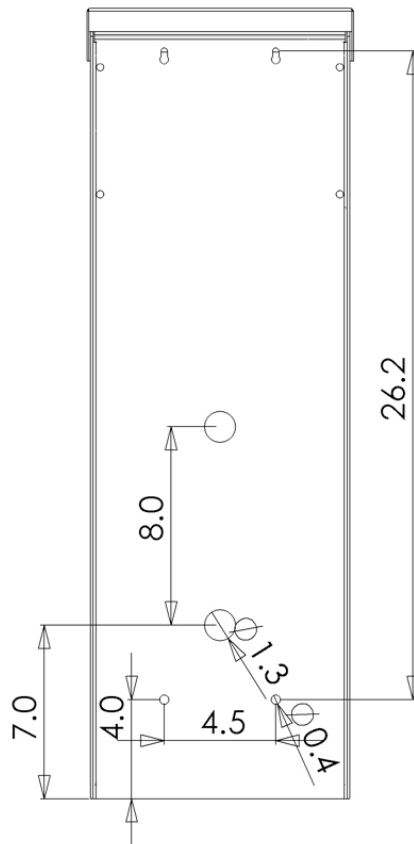
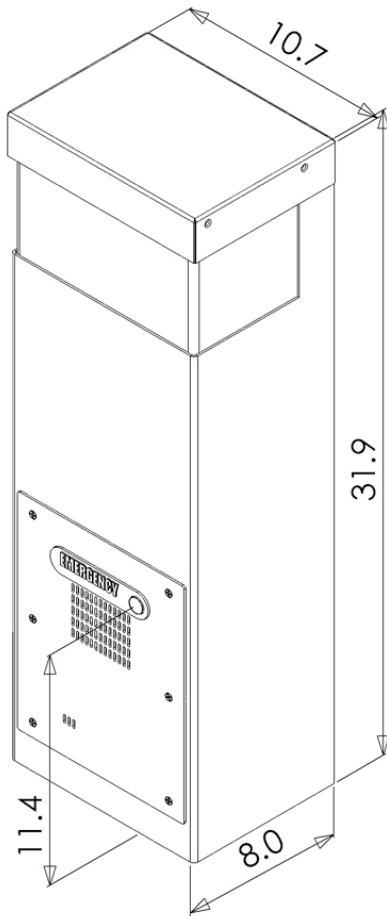
Emergency Phone: Model **ETP-400** has a standard red **EMERGENCY** button
 Access Phone: Model **ETP-400C** has a standard red **TO CALL** button
 Emergency/Info Phone: Model **ETP-400D** has a red **EMERGENCY** button and a black INFO button to allow two different types of locations to be called
 Emergency/Keypad Phone: Model **ETP-400K** has a red **EMERGENCY** button as well as a black CALL button which allows access to the built-in keypad
 RF Transmitter: Models **VOIP-RF** and **VOIP-1** when used in conjunction with a phone listed above creates a Radio Frequency Emergency Phone. (Note: other RF equipment is required for a complete proprietary radio frequency network)
 Cellular Interface: Model **ETP-CI** mounts inside the wall mount to create a stand-alone cellular Emergency Phone station

Options & Accessories

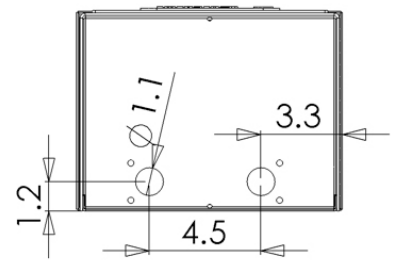
Fixed CCTV Option: Model **ETP-WM/E OP3** includes a Silent Witness fixed b/w camera
 CCTV Housing Option: Model **ETP-WM/E OP2** includes a housing for mounting your own fixed CCTV
 12 or 24VDC version: Model **ETP-WM/E 24** is a wall mount with 24VAC/DC or 12VDC lighting
 Pole Mounting Kit: Model **ETP-PMKT** is a kit for strapping Wall Mount to a pole

ETP-WM/E – Economy Wall Mount Emergency Phone Station

Dimensions



Back View



Bottom View

All dimensions are in inches
Tolerance = ± 0.01 in.